

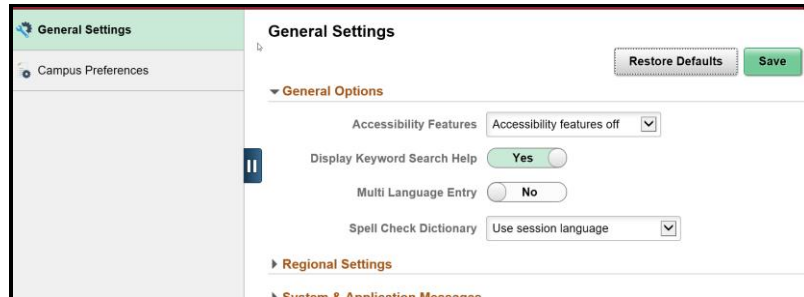
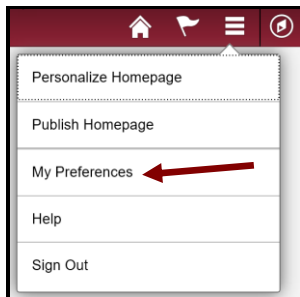
Accessibility Features

This document contains instruction to enable or disable the accessibility features found in UAConnect. Students, faculty, and staff have different access points.

Important: You must **SAVE** and log out of UAConnect. Log back in for your changes to be in effect.

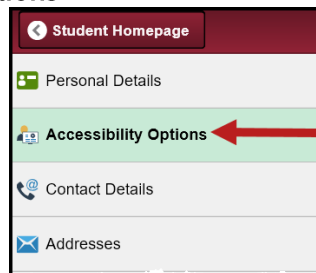
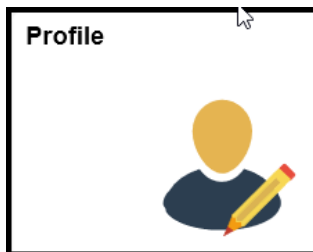
ADMINISTRATIVE USERS HOMEPAGE

1. Click the **Menu** icon.
2. Click **My Preferences** to open the **General Settings** page.



STUDENT HOMEPAGE

1. Click the **Profile Tile**
2. Click **Accessibility Options**



FACULTY HOMEPAGE ADVISOR HOMEPAGE

1. Click either the **Advisor Homepage** or **Faculty Homepage**
2. Click **Accessibility Options**

